

STRUCTURED FINANCE TRANSACTION PERFORMANCE REPORTING

ASSET CLASS

Consumer ABS



TRANSACTION NAME

Marzio Finance S.r.l. - Series 12-2023 ...



TRANSACTION PROFILE

Transaction name	Marzio Finance S.r.l. - Series 12-2023
Issuer LEI	8156009FC13322D4B035
Asset class	Consumer ABS
Closing date	28 September 2023
Country of assets	Italy
Pool type	Static

REPORT INFORMATION

Date of publication	13 January 2025
Last date of investor report	31 December 2024

Marzio Finance S.r.l. - Series 12-2023

... ▾

Notes profile

	Currency ¹	Coupon type ¹	Frequency ¹	Spread/ Coupon ¹	Outstanding balance ¹		Credit enhancement ¹	
					Sep 2023	Dec 2024	Oct 2023	Dec 2024
Class A	EUR	Floating	1M	1.09%	290,200,000	192,616,798	19.35%	26.08%
Class J	EUR	Variable	1M		67,953,000	67,953,000	0.00%	0.00%

Rating Validity date

Class A AAA (SF) 28 Sep 2023

Counterparties

Entity role	Entity name	Rating	Validity date
Arranger	Ibl Istituto Bancario Del Lavoro S.p.A.	BBB	10 Jun 2024
Arranger	Unicredit Bank A.G.	A	13 Dec 2024
Back up servicer	Zenith Service S.p.A.		
Calculation agent	Ibl Istituto Bancario Del Lavoro S.p.A.	BBB	10 Jun 2024
Cash manager	Ibl Istituto Bancario Del Lavoro S.p.A.	BBB	10 Jun 2024
Corporate services provider	Ibl Istituto Bancario Del Lavoro S.p.A.	BBB	10 Jun 2024
Issuer	Marzio Finance S.r.l.		
Originator	Ibl Istituto Bancario Del Lavoro S.p.A.	BBB	10 Jun 2024
Paying agent	Citibank N.A. (London Branch)		
Special servicer	Ibl Istituto Bancario Del Lavoro S.p.A.	BBB	10 Jun 2024
Swap counterparty IR	Credit Agricole Corporate And Investment Bank		

¹ Source: Transaction report² Source: EDW

Marzio Finance S.r.l. - Series 12-2023

... 

Portfolio profile

	Sep 2023	Oct 2023	Oct 2024	Nov 2024	Dec 2024
Number of loans ¹		23,089	20,186	19,924	19,625
Outstanding portfolio balance ¹	343,063,466 EUR	336,749,141 EUR	260,792,661 EUR	253,949,187 EUR	
Weighted average asset yield ¹	5.31%	5.47%	5.28%		

Concentration

	Oct 2023		Nov 2024	
	Share	Geo/Business	Share	Geo/Business
Top 1 region (employer) ¹	20.69%	Lazio	20.79%	Lazio

	Aug 2023	Oct 2024
	Share	Share
Top 1 obligor ²	0.02%	0.02%
Top 10 obligor ²	0.17%	0.19%
Top 100 obligor ²	1.48%	1.69%

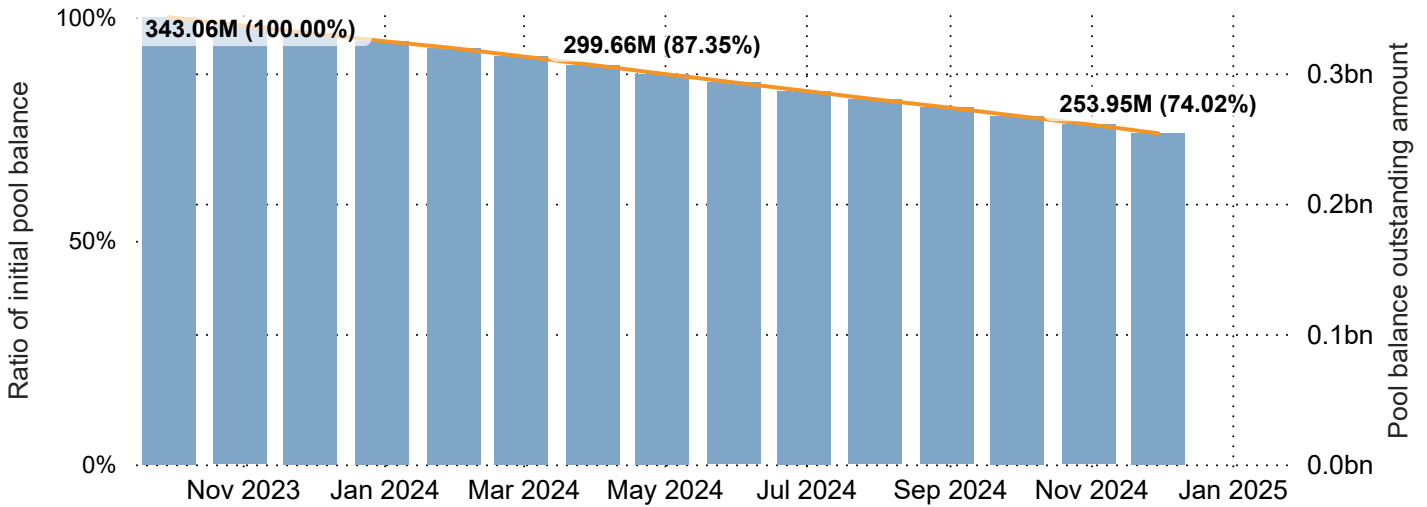
¹ Source: Transaction report

² Source: EDW

Marzio Finance S.r.l. - Series 12-2023 ... ✓

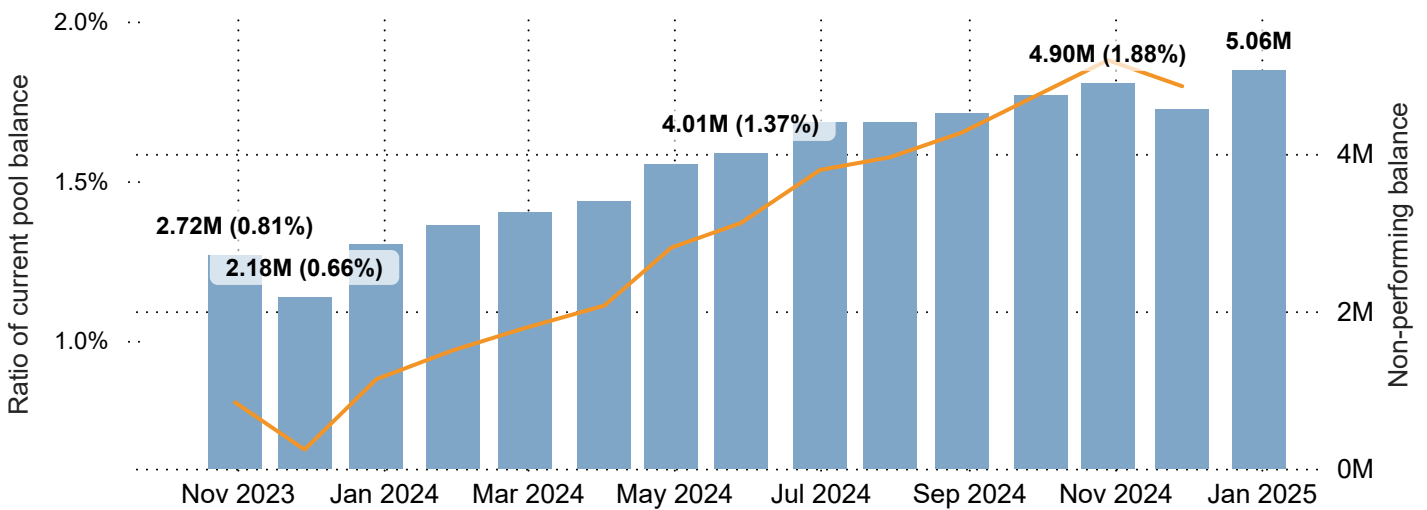
Asset pool balance (currency : EUR)

Source: Transaction report



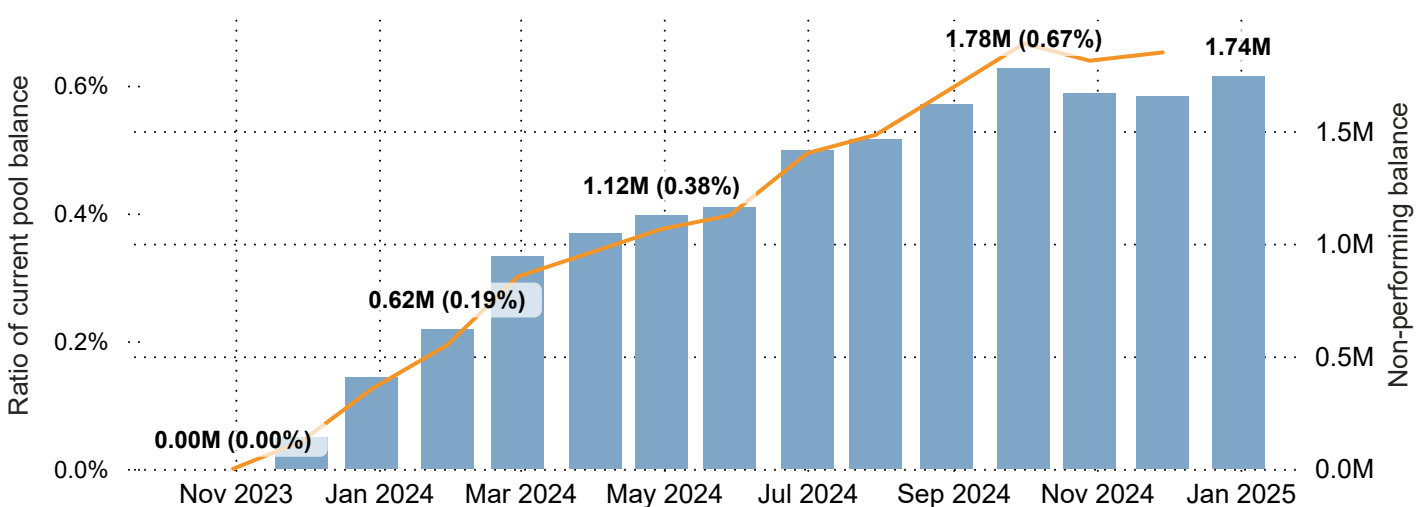
Non-performing balance due for more than 30 days in arrears (currency : EUR)

Source: Transaction report



Non-performing balance due for more than 90 days in arrears (currency : EUR)

Source: Transaction report

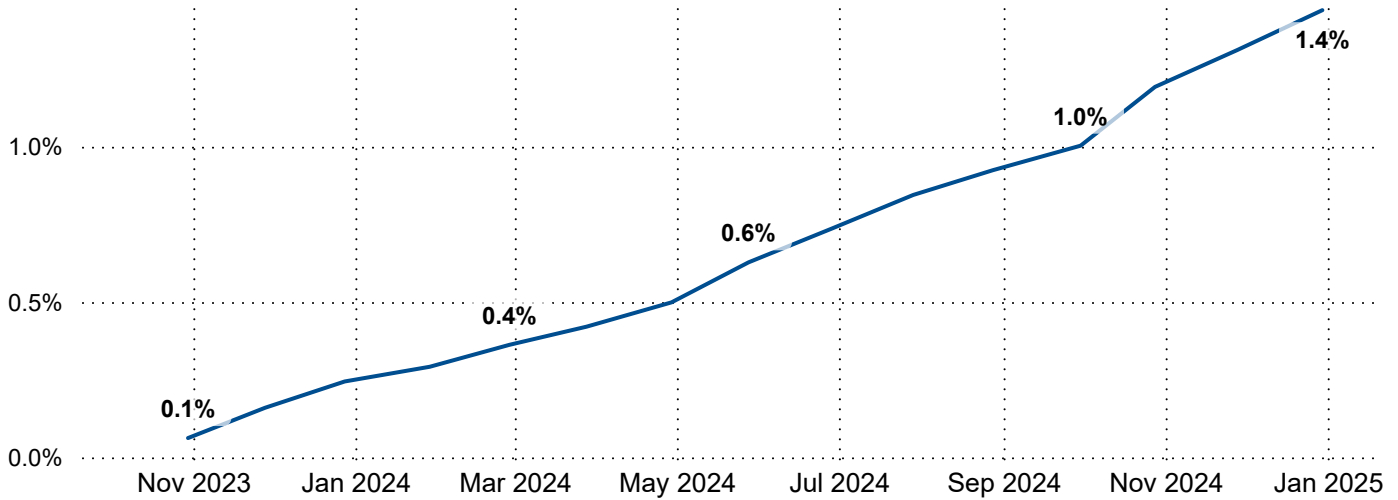


Marzio Finance S.r.l. - Series 12-2023

... ▾

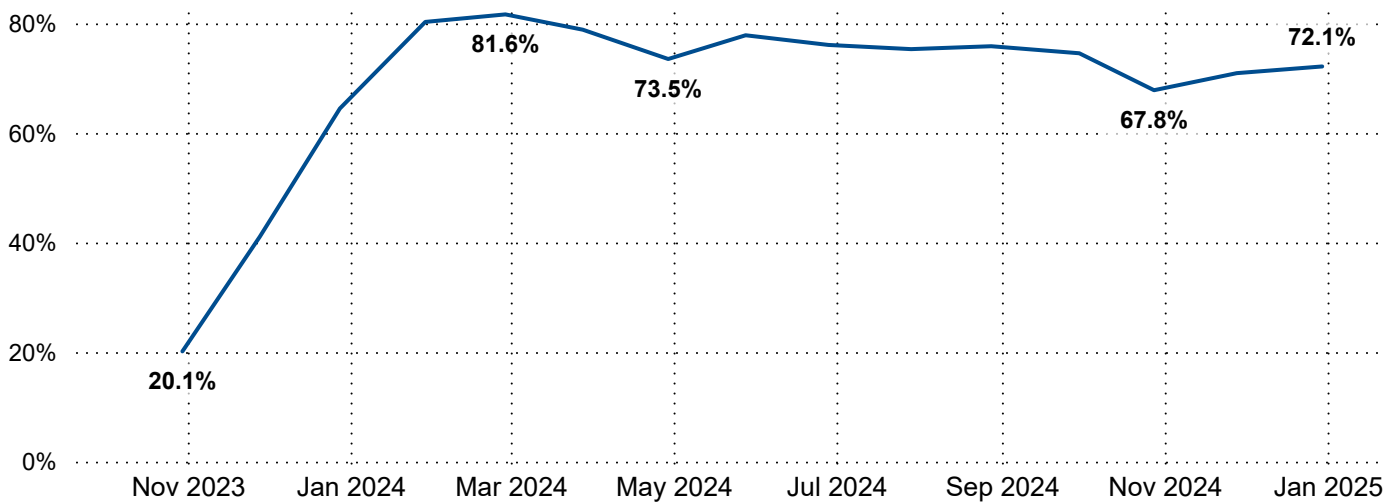
Cumulative default ratio (default : 8M)

Source: Transaction report



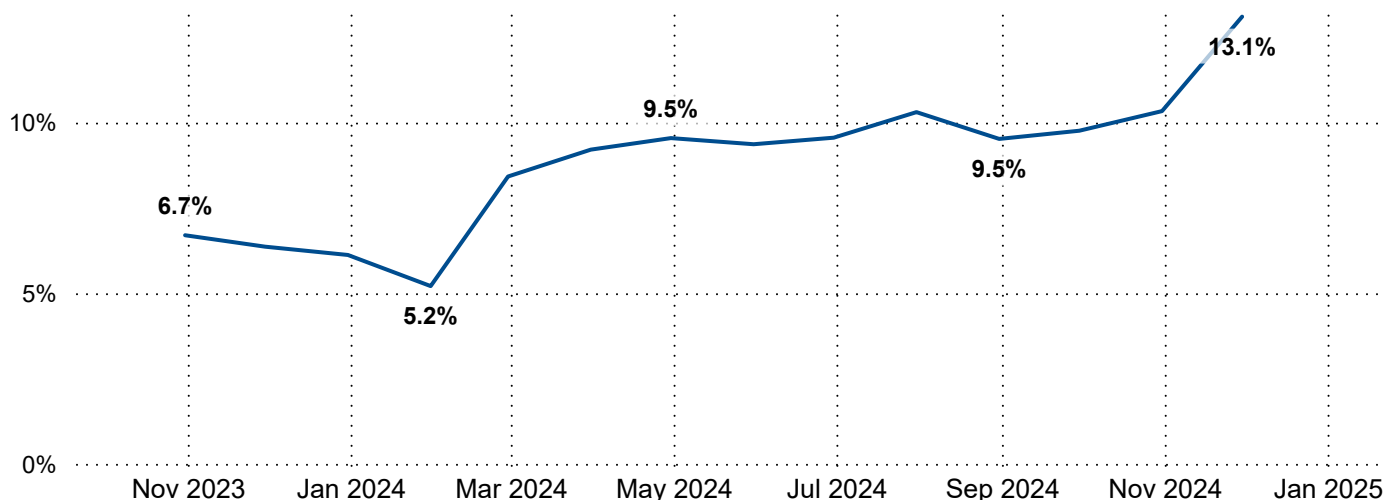
Cumulative recovery ratio (default : 8M)

Source: Transaction report



Annualised constant prepayment rate (CPR)

Source: Transaction report

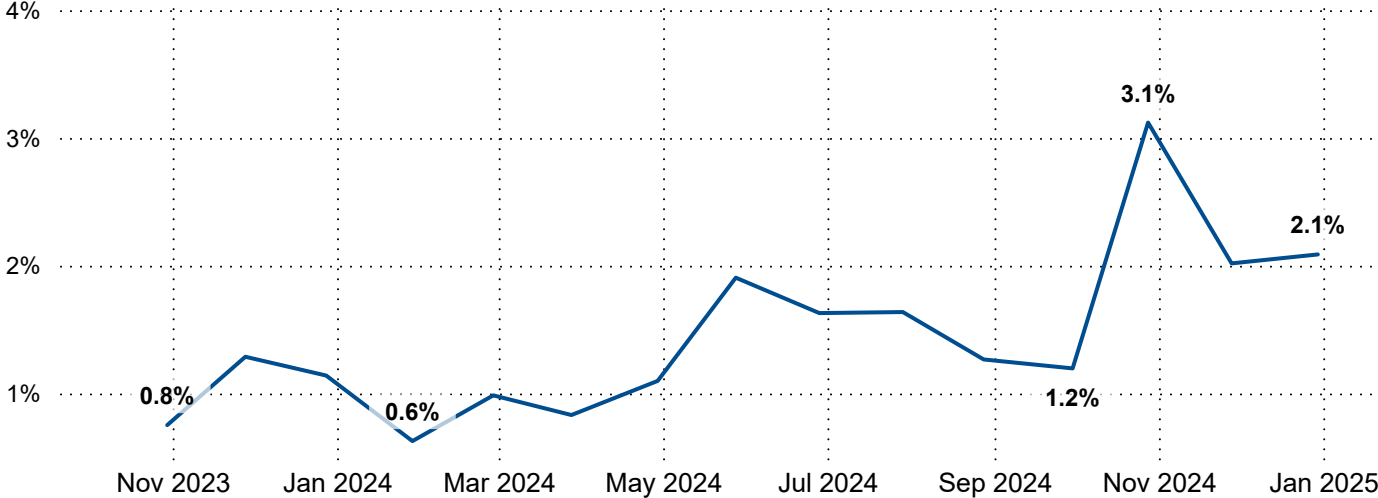


Marzio Finance S.r.l. - Series 12-2023

... ▾

Annualised constant default ratio (CDR)

Source: Transaction report



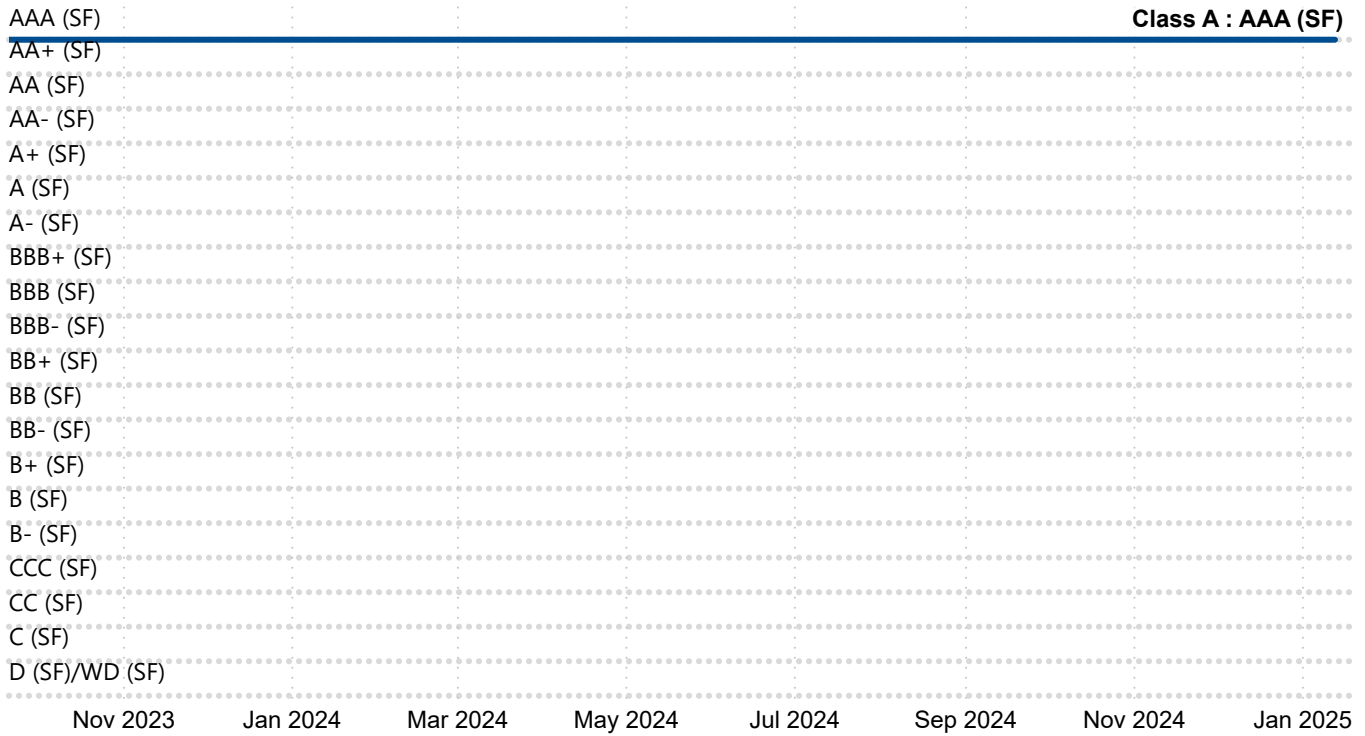
Marzio Finance S.r.l. - Series 12-2023

... ▾

Rating history

Source: Scope

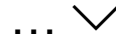
● Class A



12 Sep 2023 28 Sep 2023

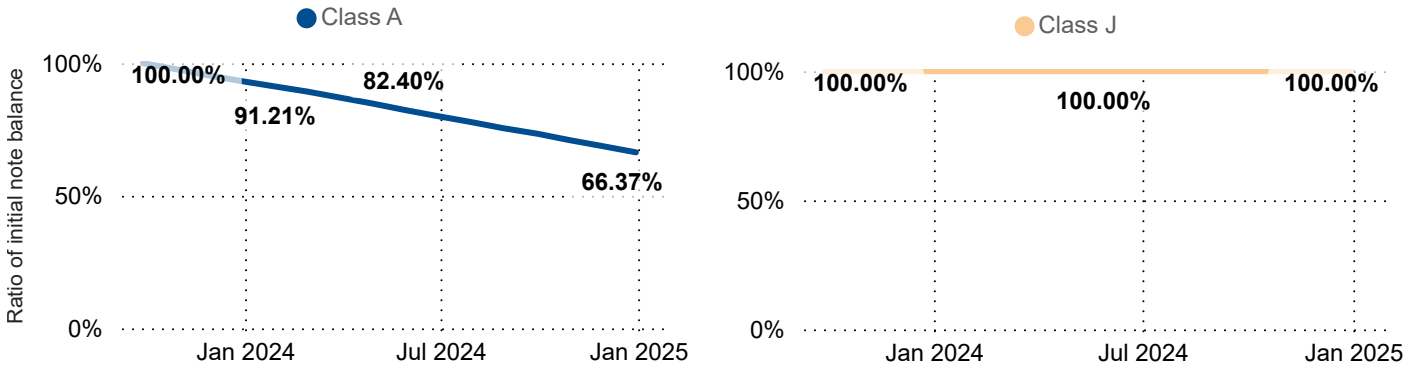
Class A AAA (SF) AAA (SF)

Marzio Finance S.r.l. - Series 12-2023



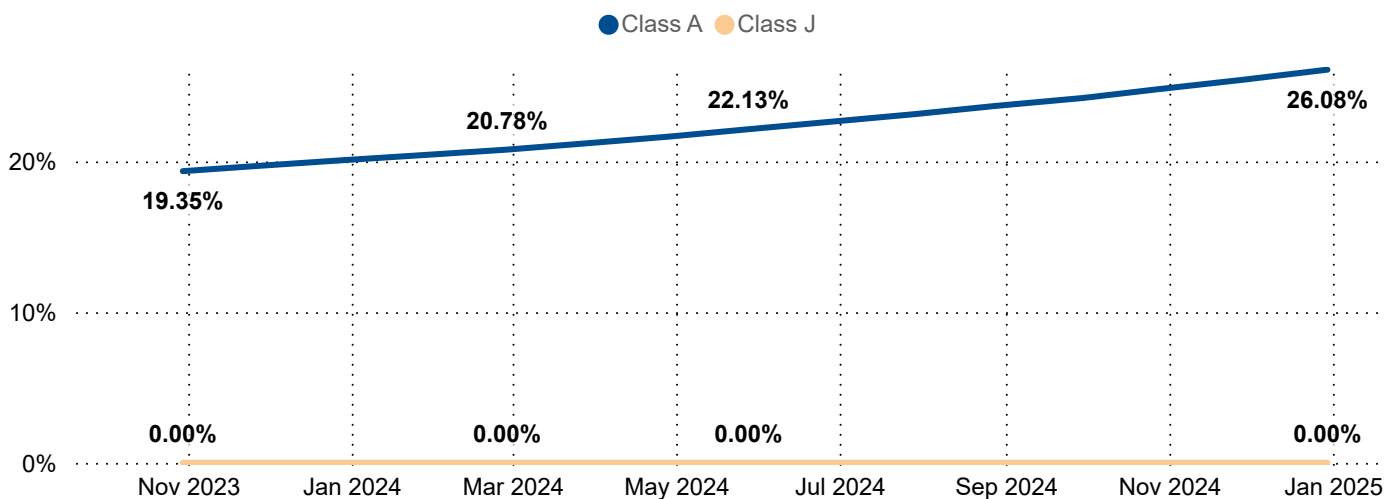
Outstanding notes balance

Source: Transaction report



Credit enhancement

Source: Transaction report

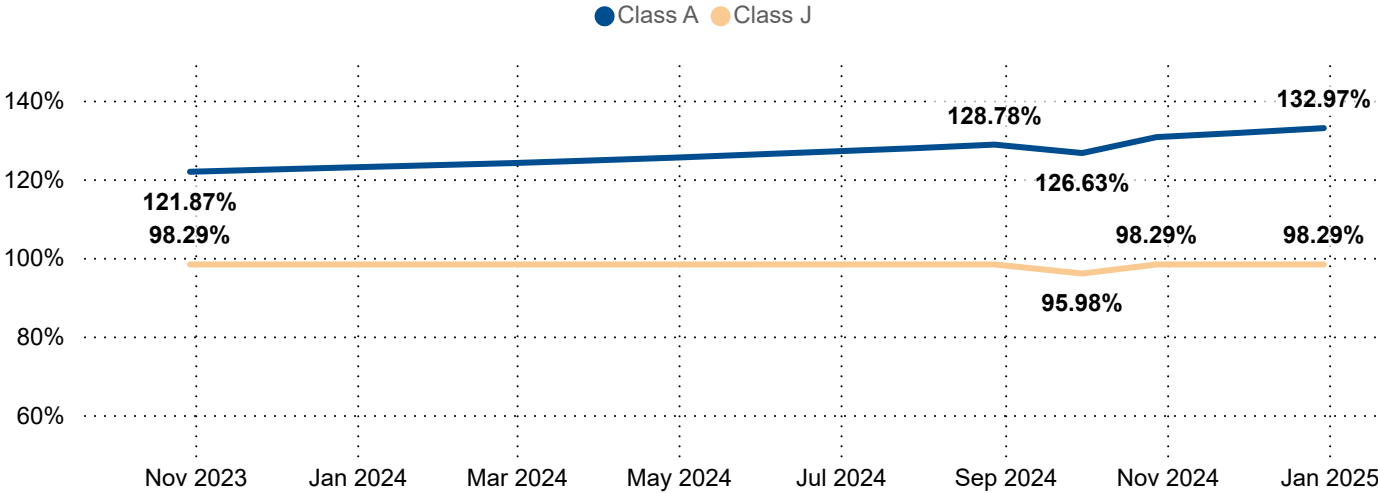


Marzio Finance S.r.l. - Series 12-2023



Notes overcollateralisation

Source: Transaction report



Marzio Finance S.r.l. - Series 12-2023 ... ▾

Remarks on the transaction

-

Field name	Description
Credit enhancement	Either as per the investor report or computed as the ratio of (i) the sum of those liabilities' nominal value which rank junior to the notes under consideration, and (ii) the sum of all liabilities' nominal value.
Cumulative default ratio	Ratio of (i) the sum of defaulted amounts since closing and (ii) the initial portfolio balance.
Cumulative recovery ratio	Ratio of (i) the sum of recovered amounts (as per the investor report definition) and (ii) the sum of defaulted amounts since closing.
Notes overcollateralisation	Ratio of (i) the sum of the aggregate loan balance and the reserve account's balance and (ii) the sum of the relevant notes' and all those notes' nominal value which rank pari-passu or senior to the relevant note.
Outstanding notes balance	The relevant note's nominal value at the relevant date.
Outstanding portfolio balance	Aggregate loan balance at the relevant date.

Scope Ratings GmbH

Headquarters Berlin

Lennéstraße 5
D-10785 Berlin
Phone +49 30 27891 0

Frankfurt am Main

Neue Mainzer Straße 66-68
D-60311 Frankfurt am Main
Phone +49 69 66 77 389 0

Paris

10 avenue de Messine
FR-75008 Paris
Phone +33 6 6289 3512

Oslo

Karenslyst allé 53
N-0279 Oslo
Phone +47 21 09 38 35

Madrid

Paseo de la Castellana 141
E-28046 Madrid
Phone +34 91 572 67 11

Milan

Via Nino Bixio, 31
20129 Milano MI
Phone +39 02 30315 814

Scope Ratings UK Limited

52 Grosvenor Gardens
London SW1W 0AU
Phone +44 20 7824 5180

info@scoperatings.com
www.scoperatings.com

Disclaimer

© 2025 Scope SE & Co. KGaA and all its subsidiaries including Scope Ratings GmbH, Scope Ratings UK Limited, Scope Fund Analysis GmbH, and Scope ESG Analysis GmbH (collectively, Scope). All rights reserved. The information and data supporting Scope's ratings, rating reports, rating opinions and related research and credit opinions originate from sources Scope considers to be reliable and accurate. Scope does not, however, independently verify the reliability and accuracy of the information and data. Scope's ratings, rating reports, rating opinions, or related research and credit opinions are provided 'as is' without any representation or warranty of any kind. In no circumstance shall Scope or its directors, officers, employees and other representatives be liable to any party for any direct, indirect, incidental or other damages, expenses of any kind, or losses arising from any use of Scope's ratings, rating reports, rating opinions, related research or credit opinions. Ratings and other related credit opinions issued by Scope are, and have to be viewed by any party as, opinions on relative credit risk and not a statement of fact or recommendation to purchase, hold or sell securities. Past performance does not necessarily predict future results. Any report issued by Scope is not a prospectus or similar document related to a debt security or issuing entity. Scope issues credit ratings and related research and opinions with the understanding and expectation that parties using them will assess independently the suitability of each security for investment or transaction purposes. Scope's credit ratings address relative credit risk, they do not address other risks such as market, liquidity, legal, or volatility. The information and data included herein is protected by copyright and other laws. To reproduce, transmit, transfer, disseminate, translate, resell, or store for subsequent use for any such purpose the information and data contained herein, contact Scope Ratings GmbH at Lennéstraße 5, D-10785 Berlin.