

# Credit Rating

Covered Bonds



## Bausparkasse Wüstenrot AG

Hypothekendarlehenpfandbriefe (AT) -  
Residential Mortgage Covered Bonds  
Performance Report - 2024Q2

### Summary

The AAA rating with a Stable Outlook assigned to the covered bonds (Hypothekendarlehenpfandbriefe (AT)) issued by Bausparkasse Wüstenrot AG are based on the bank's issuer rating (Conf / Conf), enhanced by seven notches of cover pool-support based uplift.

Governance support factors, in total, provide an rating uplift of up to five notches and, effectively, a floor against a deterioration in cover pool credit quality. This reflects our assessment of the strong governance support provided by the legal covered bond and resolution framework in Austria.

We have classified the interplay between complexity and transparency with a cover pool complexity (CPC) category of 'Low', allowing for a three-notch uplift on top of governance support factors, which translates into a maximum cover pool uplift of eight notches. Considering the regularly provided level of overcollateralisation, the cover pool could provide a one-notch buffer against an issuer rating downgrade.

The last credit rating action and its supporting rating rationale can be found on [scooperatings.com](https://www.scooperatings.com).

Covered Bonds

AAA

Outlook

Stable

Issuer

Conf

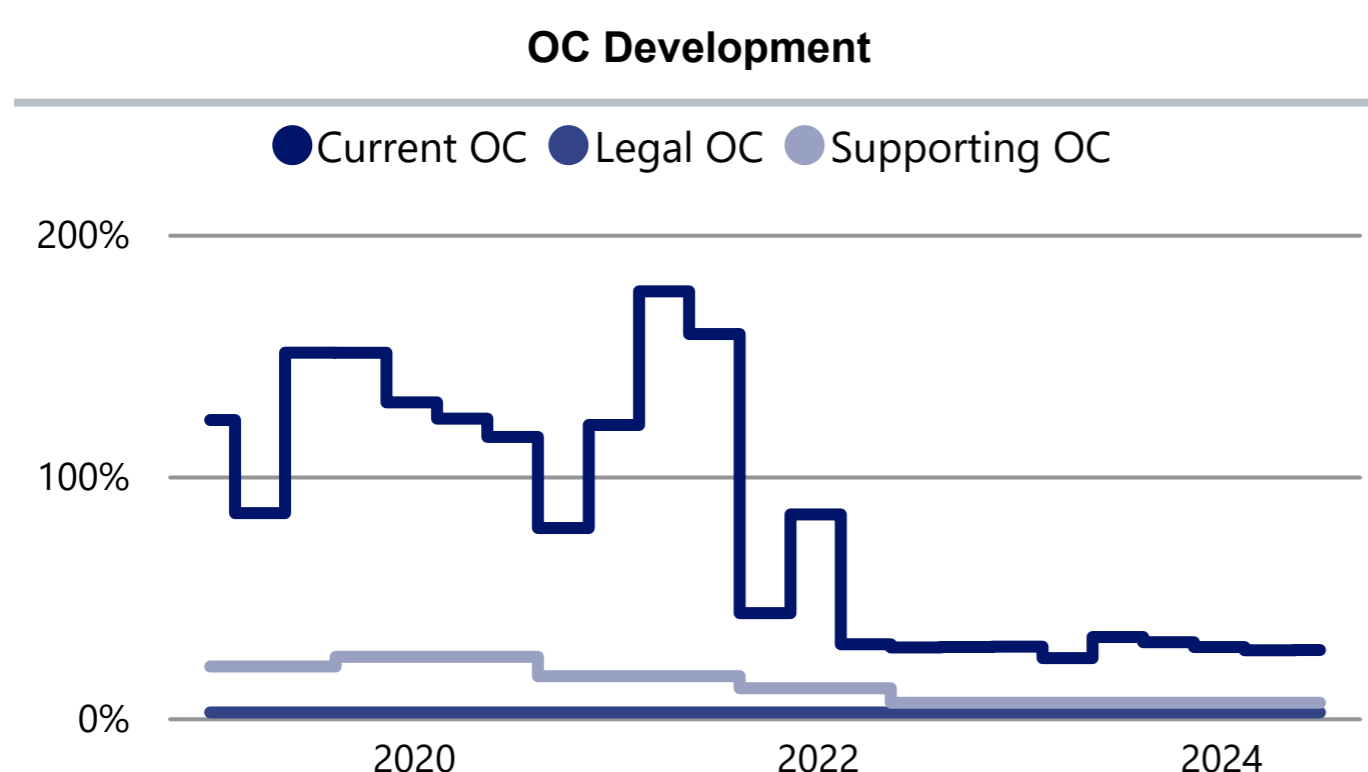
Outlook

Conf

### Covered Bonds building blocks

GOVERNANCE SUPPORT	COVER POOL SUPPORT	MAXIMUM RATING DISTANCE	RATING UPLIFT
	Cover pool support +3	D8	(unused)
	Cover pool support +2	D7	AAA
	Cover pool support +1	D6	
Resolution regime +3	Governance support = Covered bond rating floor	D5	
Resolution regime +2		D4	
Resolution regime +1		D3	
Legal framework +2		D2	
Legal framework +1		D1	
Issuer Rating		D0	Conf

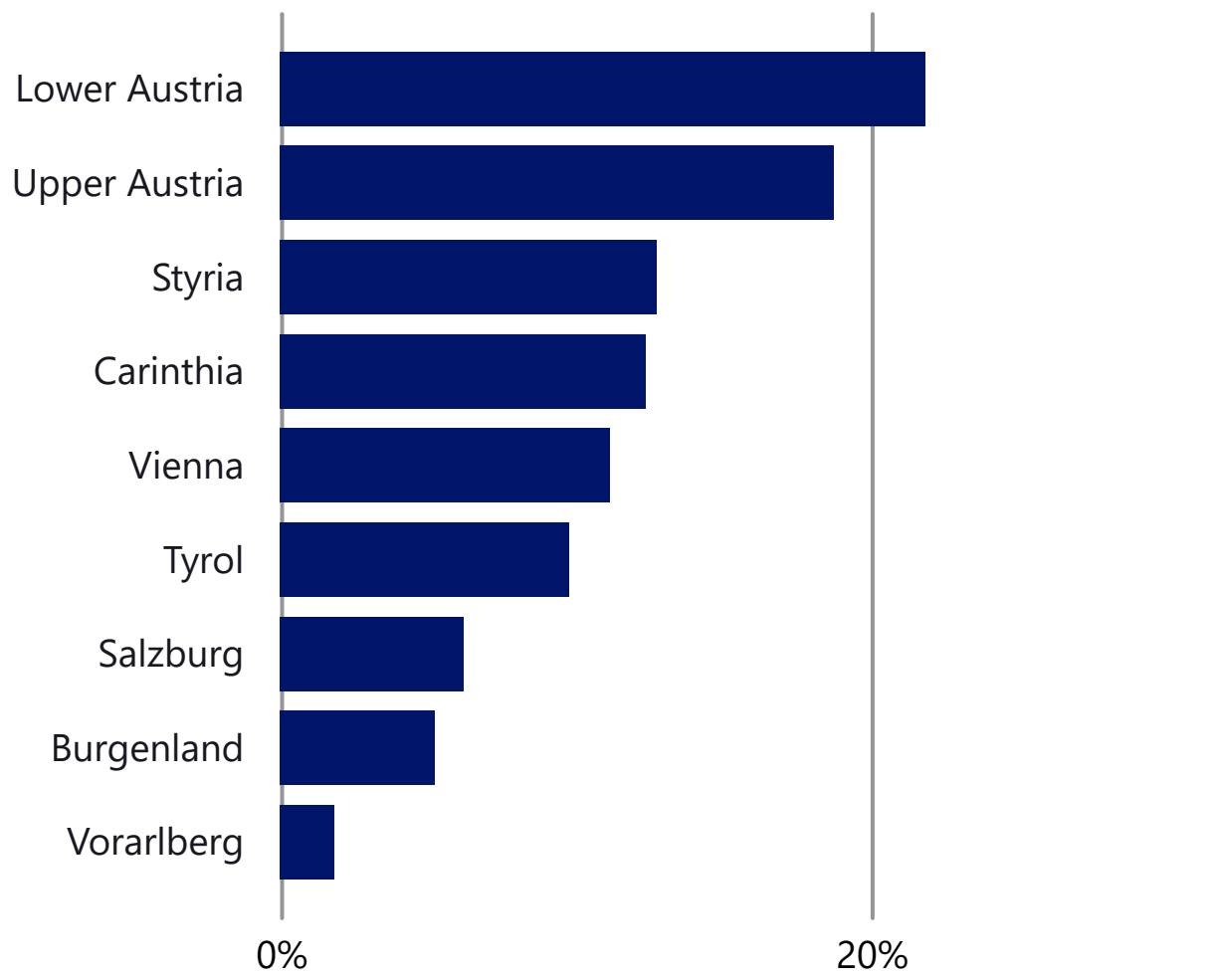
### OC & Rating History



<sup>1</sup>The credit rating(s) and outlook(s) provided in this document may not be shared with any unauthorised third party. Data shown is current as of 30 June 2024. This performance report has been created on 18 September 2024 but might have been made available on [scooperatings.com](https://www.scooperatings.com) on a later date.


Mortgage Cover Pool Credit Risks as of 30 June 2024

Geographical Distribution



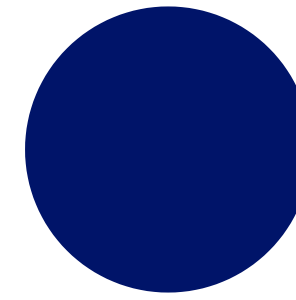
Collateral Type Distribution

Residential



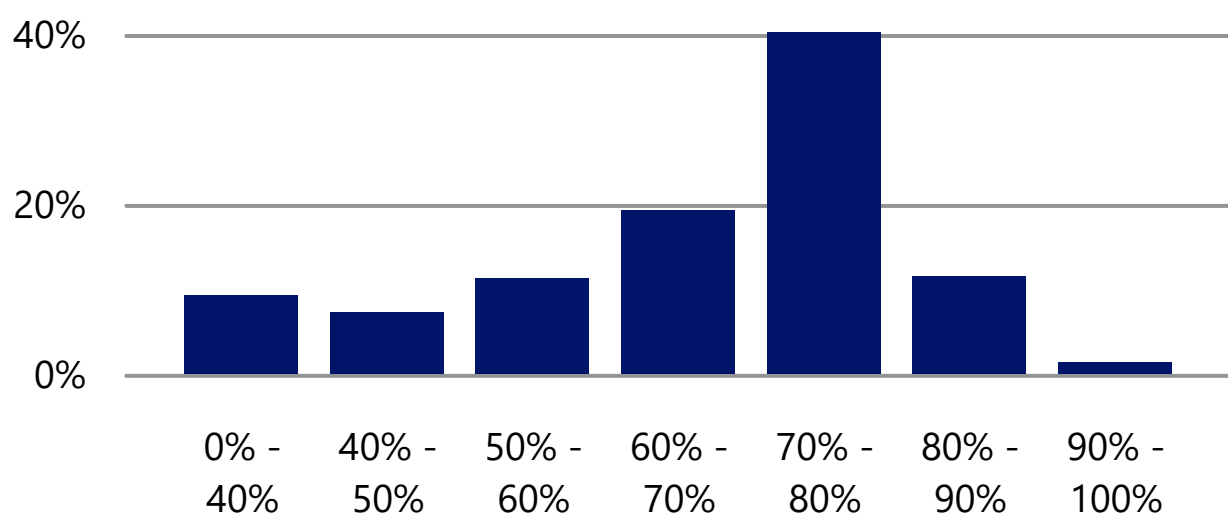
Repayment Type Distribution

Amortising



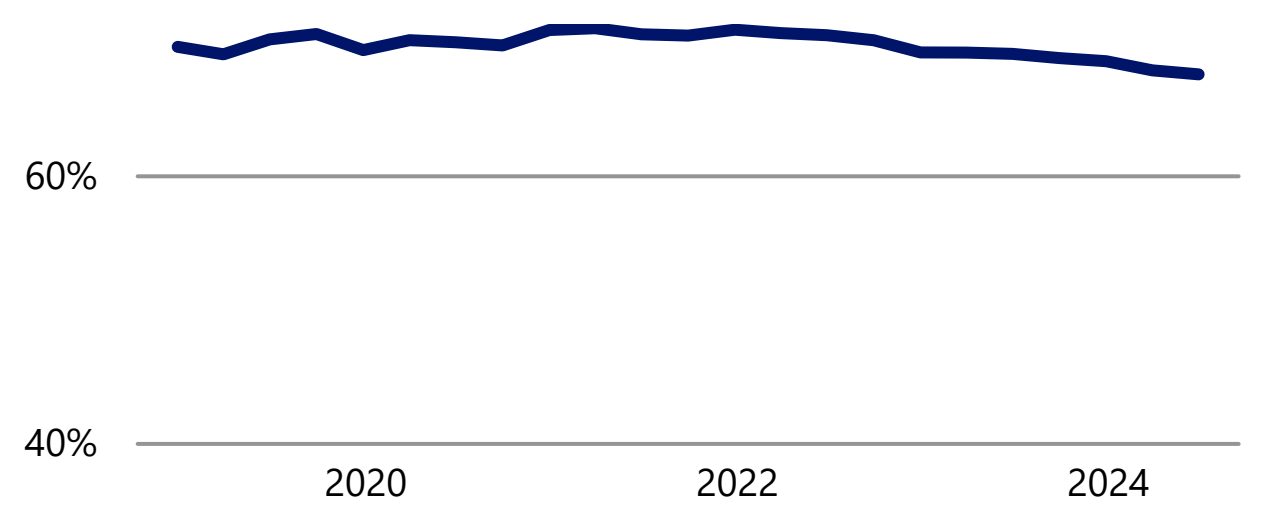
Loan to Value Distribution

Loan to Value - Indexed

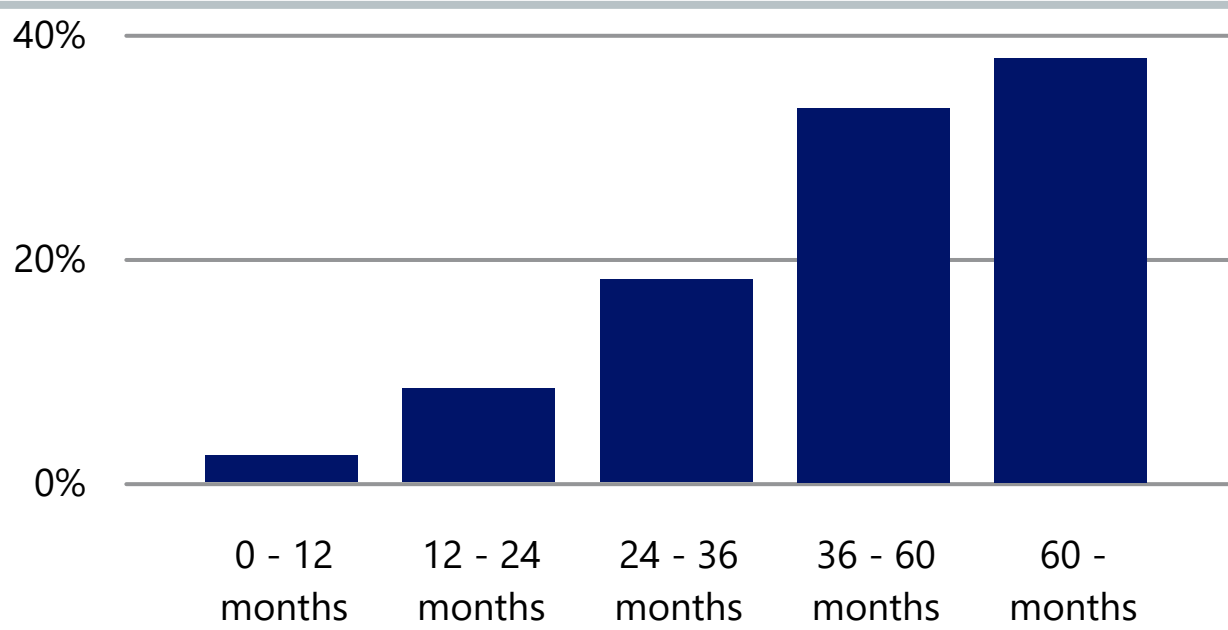


Weighted Average Loan to Value

Indexed WA LTV

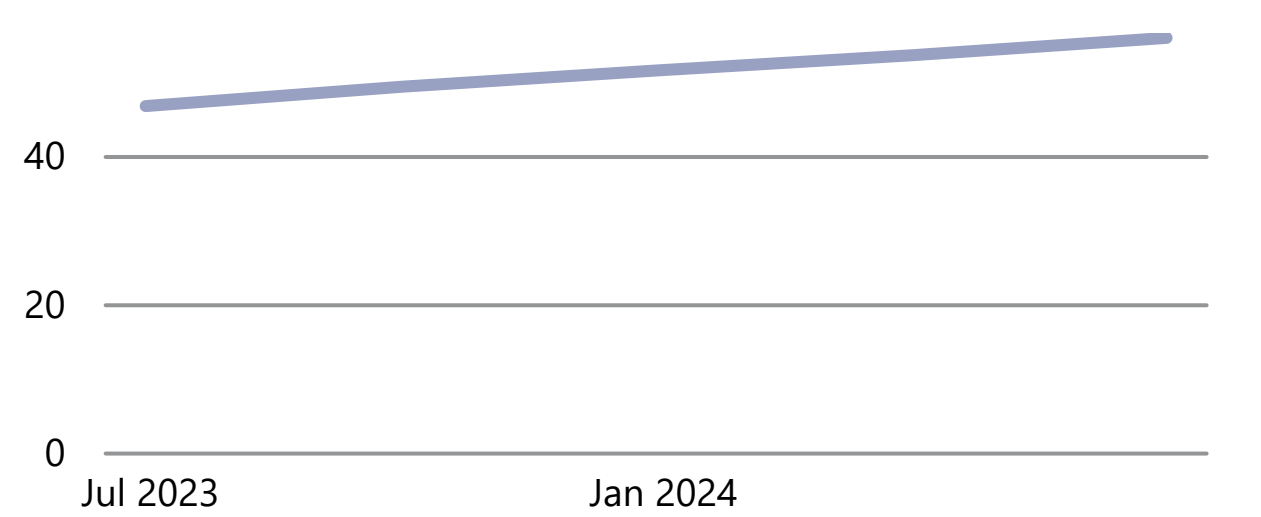


Seasoning Distribution



Weighted Average Seasoning & RTM (in months)

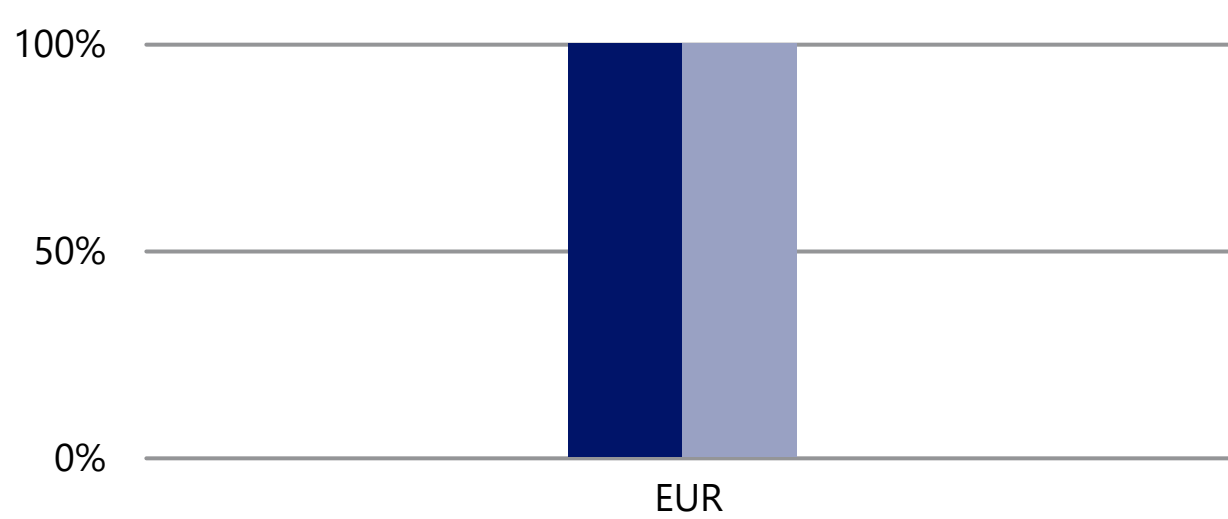
WA Seasoning



Cover Pool Market Risks as of 30 June 2024

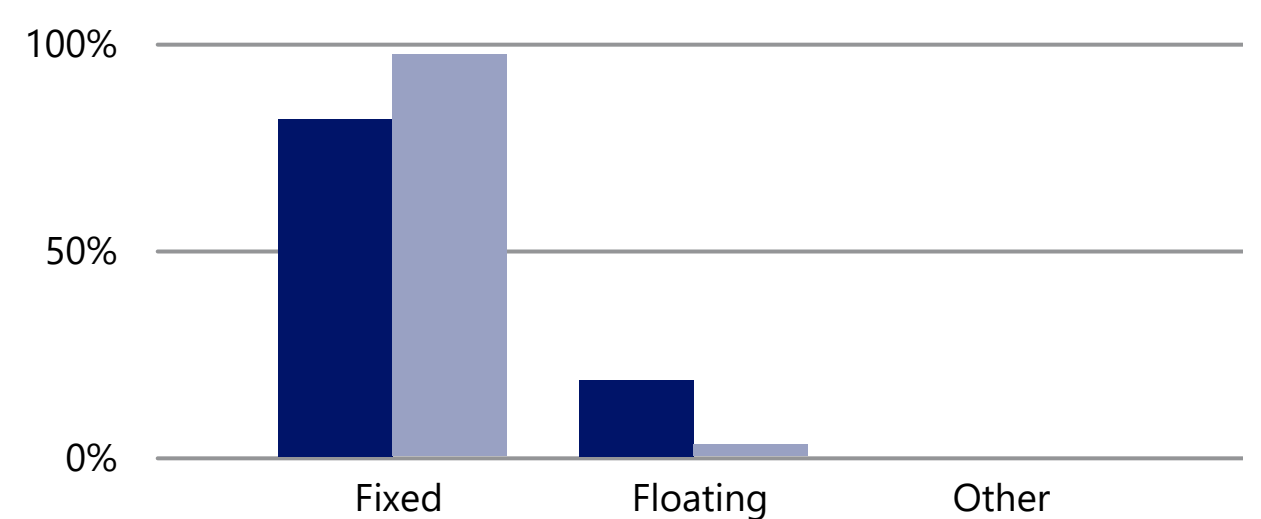
Currency Distribution

Covered Bonds Covered Pool



Interest Rate Type Distribution

Cover Pool Covered Bonds



**Summary of covered bond characteristics(Mo)**

Scope Metrics	2024Q2	2023Q2
CB Rating	AAA / Stable	AAA / Stable
Issuer Rating	Conf / Conf	Conf / Conf
Supporting OC	6.0%	6.0%
Legal Framework Uplift	2	2
Resolution Regime Uplift	3	3
CPC Category	Low	Low
Cover Pool Uplift (Max)	8	8
Cover Pool Uplift (Unused)	1	1
<b>General Information - Programme</b>		
Cover Pool Size	2,032,771,200	2,033,749,413
Outstanding Covered Bonds	1,590,400,000	1,526,900,000
Legal OC	2.0%	2.0%
Current OC	27.8%	33.2%
<b>Cover Pool Composition</b>		
Mortgages	98.3%	98.3%
Public Sector	0.0%	0.0%
Substitute Assets	1.7%	1.7%
<b>General information - Mortgage</b>		
Number of Loans/Borrowers	16,657	16,742
Average Loan/Borrower Amount ('000)	120.00	119.44
Top 10	0.3%	0.3%
NPL	0.0%	0.0%
Unindexed WA LTV	NR	NR
Indexed WA LTV	67.5%	69.0%
<b>Maturity Profile</b>		
Cover Pool WAL (contractual; in years)	28.84	28.32
Covered Bonds WAL (initial; in years)	6.28	6.89
Covered Bonds WAL (extended; in years)	NR	NR
<b>Cover Pool - Interest Rate Types</b>		
Fixed	81.5%	78.0%
Floating	18.5%	22.0%
Other	0.0%	0.0%
<b>Covered Bonds - Interest Rate Types</b>		
Fixed	97.2%	97.1%
Floating	2.8%	2.9%
Other	0.0%	0.0%
<b>Cover Pool - Currencies</b>		
	EUR 100.0%	EUR 100.0%
<b>Covered Bonds - Currencies</b>		
	EUR 100.0%	EUR 100.0%
<b>Regions (Top 3)</b>		
	Lower Austria 21.8%	Lower Austria 21.9%
	Upper Austria 18.8%	Upper Austria 18.8%
	Styria 12.7%	Styria 12.8%

---

**Latest related covered bond research (see [here](#))**

**Latest related financial institution research (see [here](#))**

**Current methodologies (see [here](#))**

## Scope Ratings GmbH

Lennéstraße 5  
D-10785 Berlin  
[scoperatings.com](https://www.scoperatings.com)

Phone +49 30 27891 - 0  
Fax +49 30 27891 - 100  
[info@scoperatings.com](mailto:info@scoperatings.com)



Bloomberg: RESO SCOP

## Disclaimer

© 2024 Scope SE & Co. KGaA and all its subsidiaries including Scope Ratings GmbH, Scope Ratings UK Limited, Scope Fund Analysis GmbH, and Scope ESG Analysis GmbH (collectively, Scope). All rights reserved. The information and data supporting Scope's ratings, rating reports, rating opinions and related research and credit opinions originate from sources Scope considers to be reliable and accurate. Scope does not, however, independently verify the reliability and accuracy of the information and data. Scope's ratings, rating reports, rating opinions, or related research and credit opinions are provided 'as is' without any representation or warranty of any kind. In no circumstance shall Scope or its directors, officers, employees and other representatives be liable to any party for any direct, indirect, incidental or other damages, expenses of any kind, or losses arising from any use of Scope's ratings, rating reports, rating opinions, related research or credit opinions. Ratings and other related credit opinions issued by Scope are, and have to be viewed by any party as, opinions on relative credit risk and not a statement of fact or recommendation to purchase, hold or sell securities. Past performance does not necessarily predict future results. Any report issued by Scope is not a prospectus or similar document related to a debt security or issuing entity. Scope issues credit ratings and related research and opinions with the understanding and expectation that parties using them will assess independently the suitability of each security for investment or transaction purposes. Scope's credit ratings address relative credit risk, they do not address other risks such as market, liquidity, legal, or volatility. The information and data included herein is protected by copyright and other laws. To reproduce, transmit, transfer, disseminate, translate, resell, or store for subsequent use for any such purpose the information and data contained herein, contact Scope Ratings GmbH at Lennéstraße 5 D-10785 Berlin.